



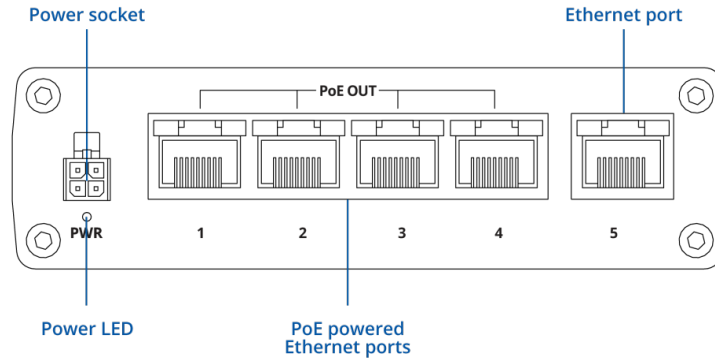
TSW100

v1.14

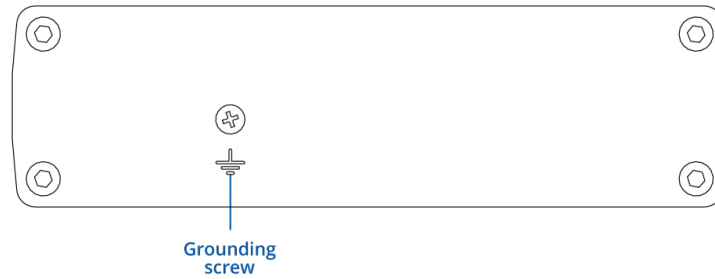


HARDWARE

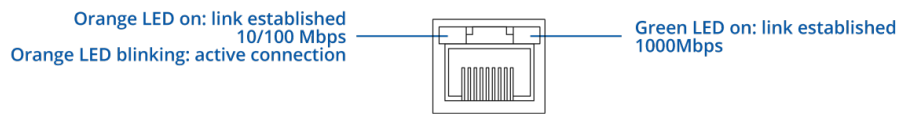
FRONT VIEW



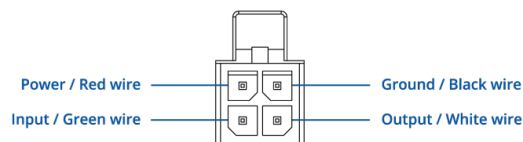
BACK VIEW



RJ45 LED MEANING



POWER SOCKET PINOUT



FEATURES

Ethernet

ETH	5 x ETH ports, 10/100/1000 Mbps, supports auto MDI/MDIX crossover
IEEE 802.3 series standards	802.3i, 802.3u, 802.3ab, 802.3x, 802.3az

INDUSTRIAL PROTOCOLS

Profinet	Profinet Class A conformance (available with optional order code)
-----------------	---

POE OUT

PoE+ ports	Port 1 - 4
PoE standards	IEEE 802.3af (PoE, Type 1) and IEEE 802.3at (PoE+, Type 2), Alternative A (Order code: TSW100 *1****) IEEE 802.3af (PoE, Type 1) and IEEE 802.3at (PoE+, Type 2), Alternative B (Order code: TSW100 *0****)
PoE Max Power per Port (at PSE)	30 W
PoE Power Budget (at PSE)	120 W

Performance Specifications

Bandwidth (Non-blocking)	10 Gbps
Packer buffer	128 KB
MAC address table size	2K entries
Jumbo frame support	9216 bytes

Power

Connector	4-pin industrial DC power socket
Input voltage range	7 – 57 VDC
PoE-Out input voltage range	44 – 57 VDC
Power consumption	Idle: 2 W / Max (no PoE): 9 W / PoE Max: 129 W

Physical Interfaces

Ethernet	5 x RJ45 ports, 10/100/1000 Mbps
Status LEDs	1 x Power LED, 10 x ETH status LEDs
Power	1 x 4-pin power connector
Other	1 x Grounding screw

Physical Specification

Casing material	Full aluminum housing
Dimensions (W x H x D)	115 x 32.2 x 101.2 mm
Weight	350 g
Mounting options	DIN rail, wall mount, flat surface (all require additional kit)

Operating Environment

Operating temperature	-40 °C to 75 °C
Operating humidity	5% to 95% non-condensing
Ingress Protection Rating	IP30

Regulatory & Type Approvals

Regulatory	CE, UKCA, EAC, UCRF, CITC, ANRT, FCC, IC, NOM, Anatel, CB, E-mark
-------------------	---

EMC Emissions & Immunity

Standards	EN 55032:2015 EN 55035:2017 EN 301 489-1 V2.2.3
ESD	EN 61000-4-2:2009
Radiated Immunity	EN IEC 61000-4-3:2006 + A1:2008 + A2:2010
EFT	EN 61000-4-4:2012
Surge Immunity (AC Mains Power Port)	EN 61000-4-5:2014
CS	EN 61000-4-6:2014
DIP	EN 61000-4-11:2004

Safety

Standards

IEC 62368-1:2018

EN IEC 62368-1:2020+A11:2020

ORDERING

STANDARD PACKAGE*



- [62 W PSU](#)
- TSW100
- QSG (Quick Start Guide)
- Packaging box

*Standard package contents may differ based on standard order codes.

For more information on all available packaging options – please [contact us](#) directly.

CLASSIFICATION CODES

HS Code: 851762

HTS: 8517.62.00

AVAILABLE VERSIONS

TSW100 *1****	N/A	TSW100010000 / Standard package with EU PSU TSW100010010 / Standard package with US PSU TSW100010020 / Standard package with AU PSU TSW100010030 / Standard package with UK PSU TSW1000100A0 / Standard package with Power cable with 4-way screw terminal TSW1000100B0 / Mass packing code TSW100010050 / Without PSU
TSW100 *****1 Profinet Class A conformance	N/A	TSW100010001 / Standard package with EU PSU TSW1000100F1 / Mass packing code

TSW100 SPATIAL MEASUREMENTS

PHYSICAL SPECIFICATION

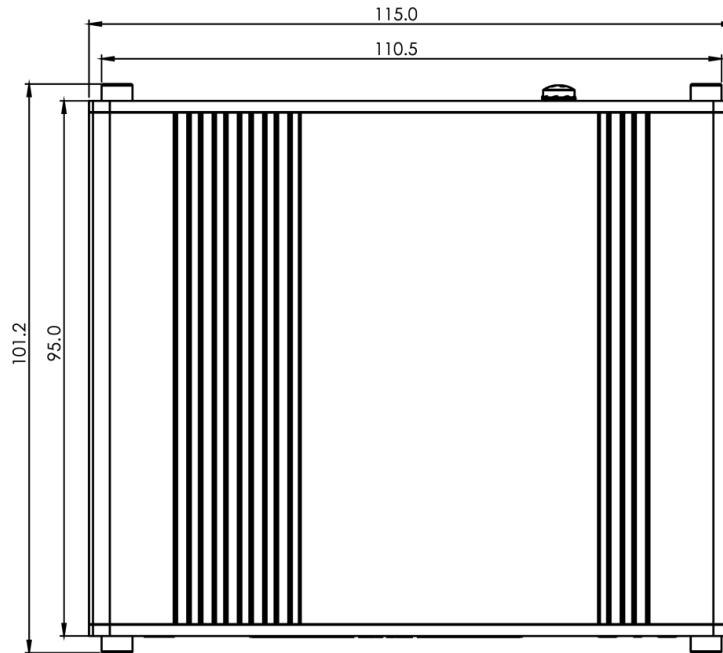
Device housing (W x H x D)* 115 x 32.2 x 101.2 mm

Box (W x H x D): 175 x 35 x 150 mm


*Housing measurements are presented without antenna connectors and screws; for measurements of other device elements look to the sections below.

TOP VIEW

The figure below depicts the measurements of device and its components as seen from the top:

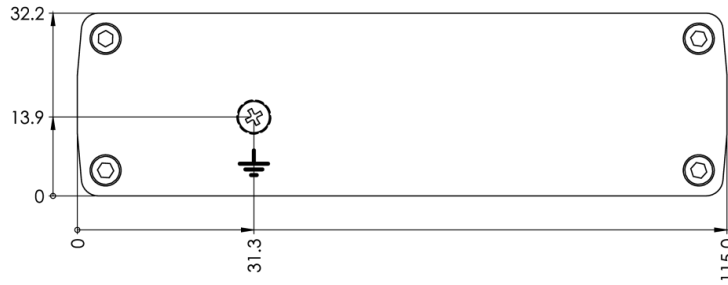

RIGHT VIEW

The figure below depicts the measurements of device and its components as seen from the right:



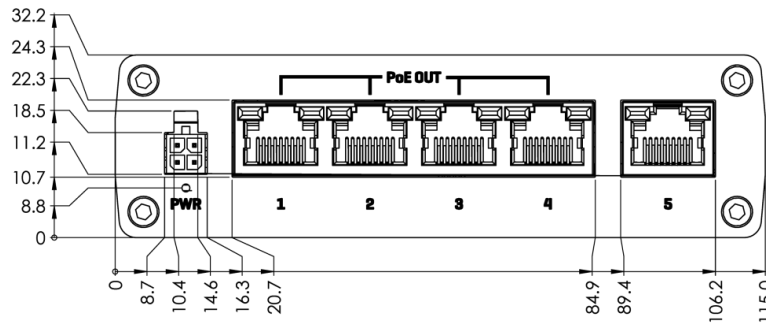
REAR VIEW

The figure below depicts the measurements of device and its components as seen from the back panel side:



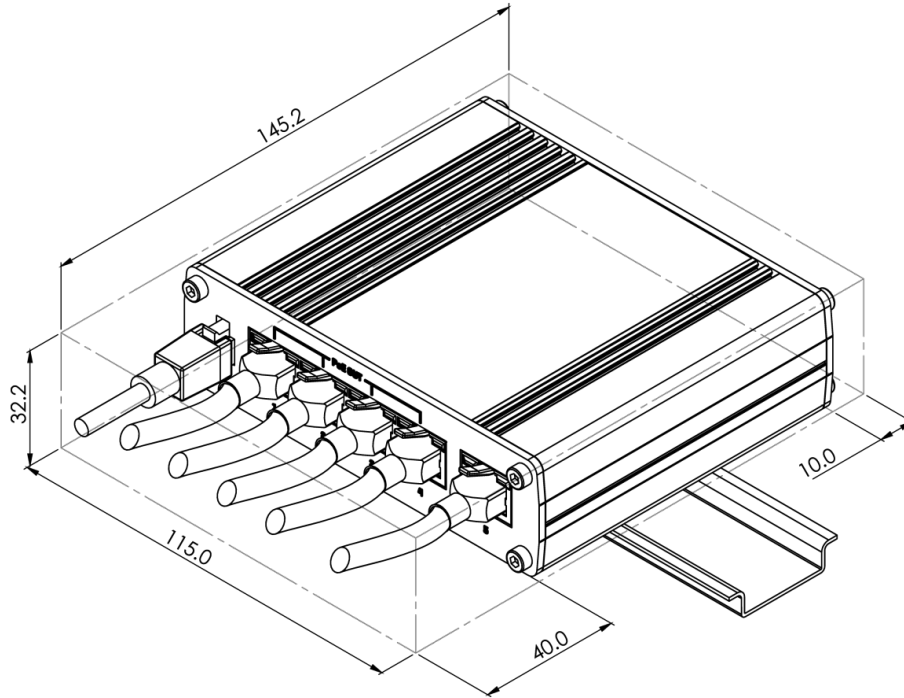
FRONT VIEW

The figure below depicts the measurements of device and its components as seen from the front panel side:



MOUNTING SPACE REQUIREMENTS

The figure below depicts an approximation of the device's dimensions when cables and antennas are attached:



DIN RAIL

The scheme below depicts protrusion measurements of an attached DIN Rail:

